

# PS06

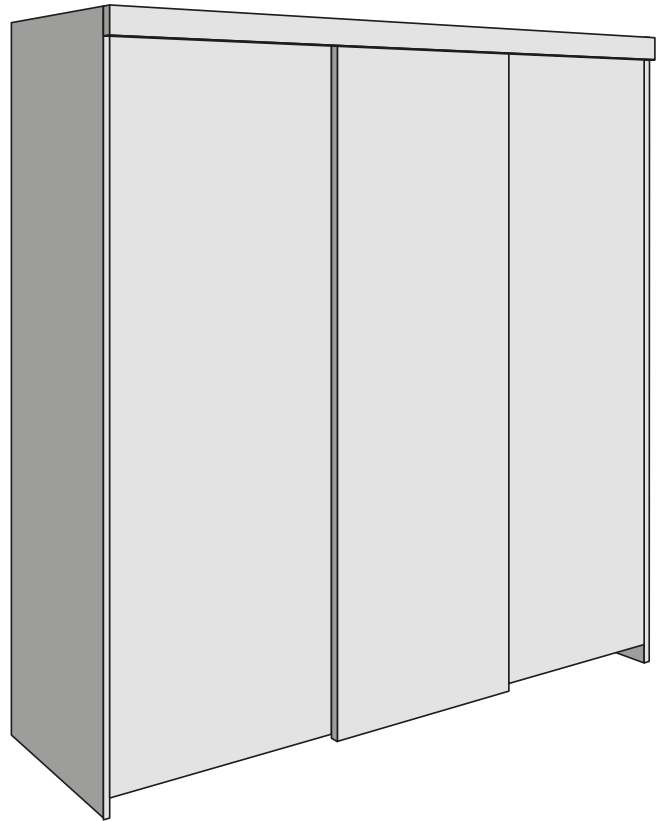

## **Sistema scorrevole per ante appese.**

Sliding system for hanging doors.

Système pour portes suspendues s'ouvrant vers l'intérieur ou combinées.

System für einliegende oder kombinierte Schiebetüren.

Sistema para puertas corredizas colgadas internas o combinadas.



## **Istruzioni di montaggio**

Assembly instructions

Instructions de montage

Montageanleitungen

Instrucciones des ensamblaje





## Italiano

Tutte le misure espresse in questo opuscolo sono in millimetri.

### ATTENZIONE

Non utilizzare spray ed oli anti frizione o sblocca filetti sui cuscinetti o sulle ruote con O-ring dei pattini scorrevoli. Questo provoca lo scioglimento dei grassi dei cuscinetti rendendoli rumorosi oppure la rottura dell'O-ring.

### ABBREVIAZIONI

W	larghezza
WA	larghezza anta
L	lunghezza
LB	lunghezza binario
D	profondità
H	altezza
I	interasse
T	spessore
S	sormonto

Le illustrazioni e le descrizioni di questo opuscolo si intendono fornite a titolo indicativo. L'azienda si riserva pertanto di apportare, in qualsiasi momento e senza preavviso, quelle modifiche che ritenesse utili per qualsiasi esigenza di carattere costruttivo e commerciale.

## Deutsch

Alle Maße in diesem Katalog sind in Millimetern.

### ACHTUNG

Kein Spray, Schmiermittel oder Lösenmittel auf die Kugellager und Rollen mit O-Ring der Laufwagen verwenden. Das kann die Kugellager und die Rollen geräuschvoller machen und kann den O-Ring Abriss verursachen.

### ABKÜRZUNGS

W	Breite
WA	Türbreite
L	Länge
LB	Länge Schienen
D	Tiefe
H	Höhe
I	Abstand zwischen den Zentren
T	Dicke
S	Überlappung

Die Bilder und Beschreibungen dieses Prospektes sind nur zur Information gegeben. Die Firma kann, in jedem Moment, Änderungen und Verbesserungen ohne Vorankündigung vornehmen.

## English

All dimensions in this leaflet are stated in millimeters.

### WARNING

Do not use any anti-friction oil or grease or thread-release spray on ball bearing or on wheels with O-ring, it can cause the melting of the inside ball bearing grease, making them noisy or causing the break of the O-ring of the wheels.

### ABBREVIATIONS

W	width
WA	door width
L	length
LB	rail length
D	depth
H	height
I	distance between centres
T	thickness
S	overlapping

The pictures and descriptions this leaflet contains are supplied for information purposes. The company reserves the right to introduce those modifications it deems opportune for any construction or commercial need at any time and without advance notice.

## Español

Todas las dimensiones en este folleto se expresan en milímetros.

### ADVERTENCIA

No utilices spray y aceites anti-fricción sobre los cojinetes de bolas y sobre las ruedas con O-ring de los patines. Esto puede provocar mayor rumorosidad de los cojines o la rotura de los O-ring.

### ABREVIACIONES

W	anchura
WA	anchura de la puerta
L	longitud
LB	longitud de la guía
D	profundidad
H	altura
I	distancia entre centros
T	espesor
S	superposición

Las imágenes y las descripciones de este folleto solo se fechan a título informativo. La empresa puede aportar, en cualquier momento y sin preaviso, las modificaciones que cree necesarias por exigencias técnicas y comerciales.

## Français

Toutes les mesures indiquées dans cette brochure sont en millimètres.

### AVERTISSEMENT

Ne pas utiliser de spray ni d'huile anti frottement ou pour débloquer les filets sur les coussinets ou sur les roulettes avec bague torique des patins coulissants. Ce qui ferait fondre la graisse des roulements en les rendant bruyants ou provoquerait la rupture de la bague torique.

### ABRÉVIATIONS

W	largeur
WA	largeur de la porte
L	longueur
LB	longueur de le rail
D	profondeur
H	hauteur
I	entraxe
T	épaisseur
S	chevauchement

Les images et les descriptions de cette notice ne sont fournies qu'à titre indicatif. Le fabricant se réserve donc le droit d'apporter toutes les modifications qu'il jugera utiles à des fins techniques et commerciales à n'importe quel moment et sans aucun préavis.

## Lavorazioni richieste per le ante.

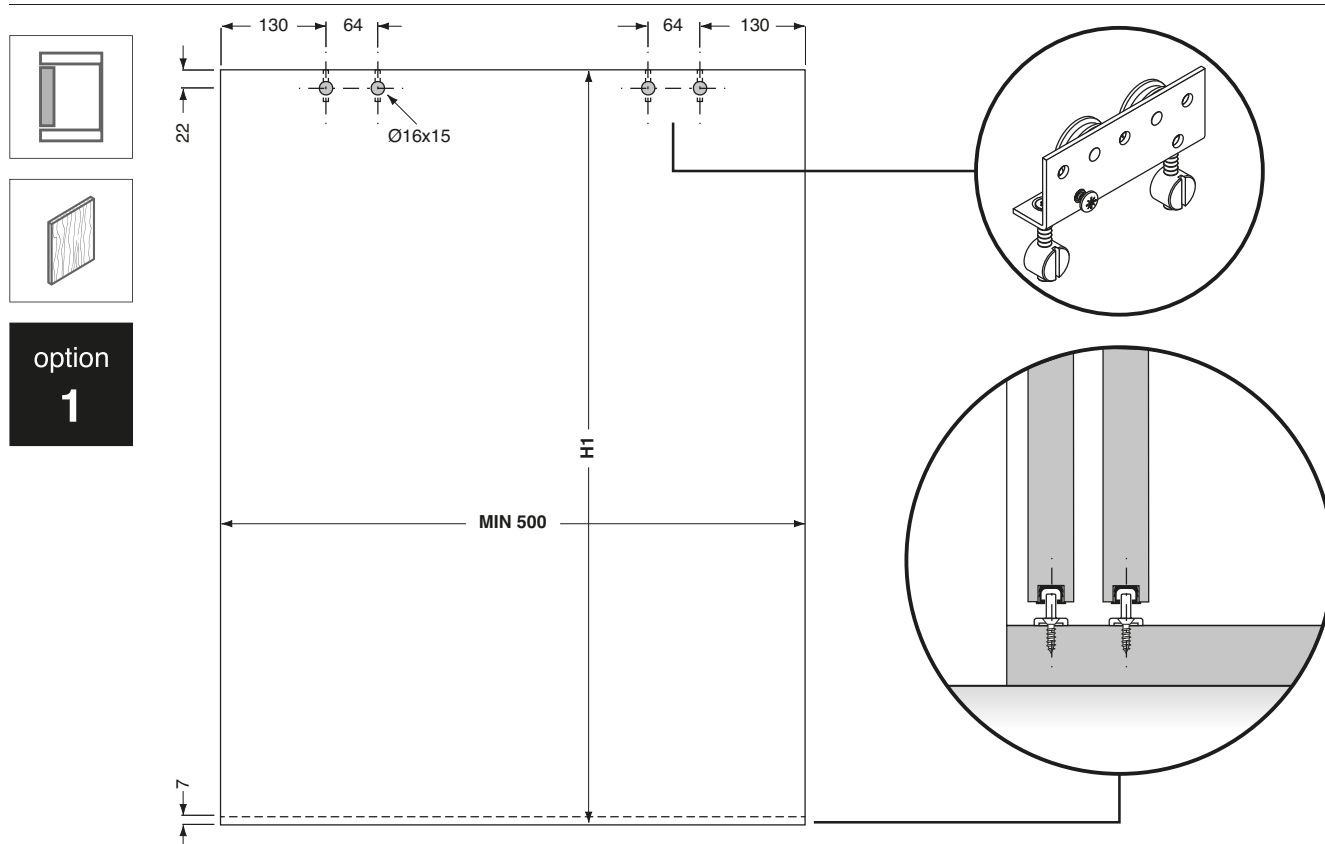
Working requests for the doors.

Usinage nécessaire pour les portes.

Verarbeitungsanforderungen für die Türen.

Laboreo necesario para las puertas.

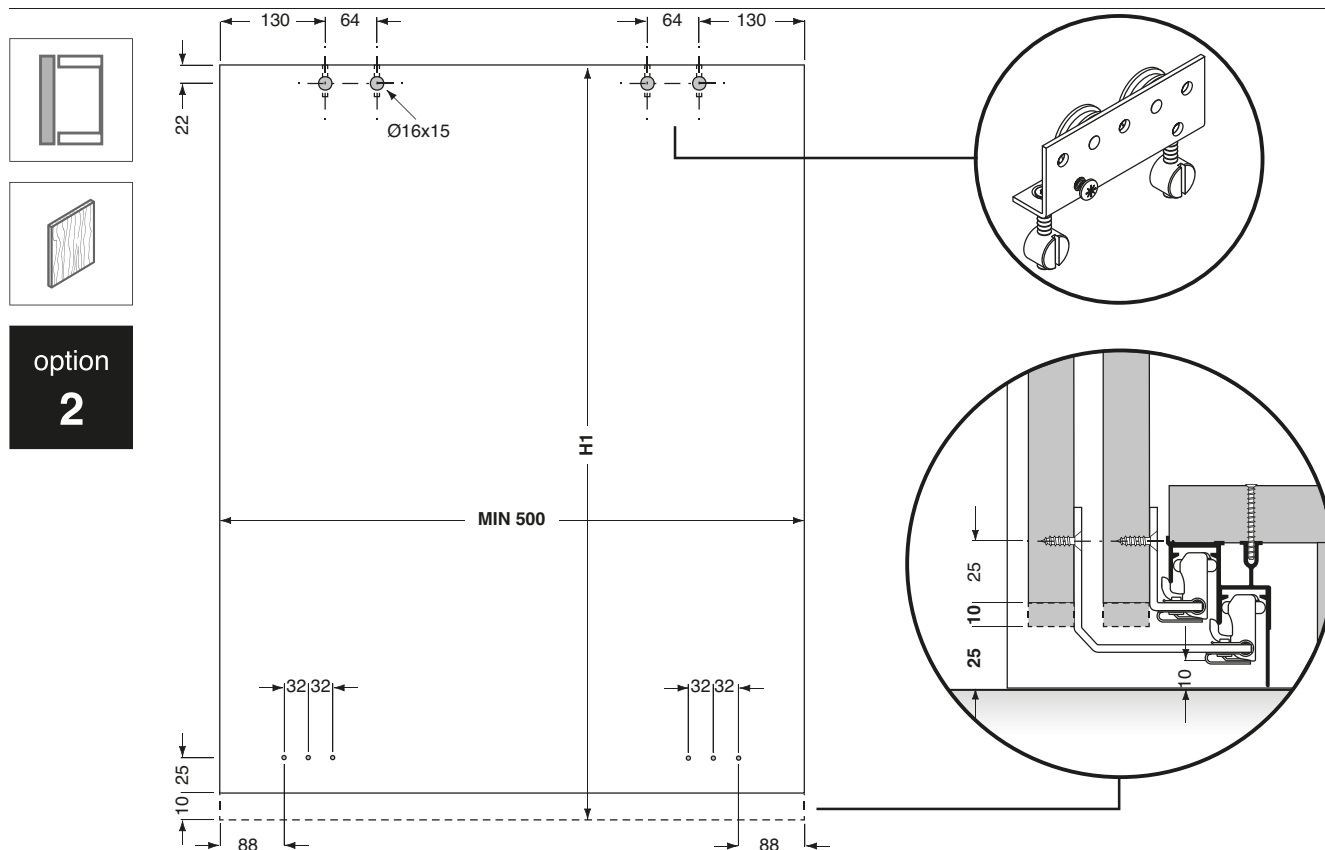
### 1



option

1

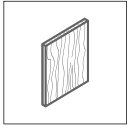
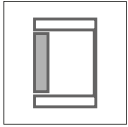
### 2



option

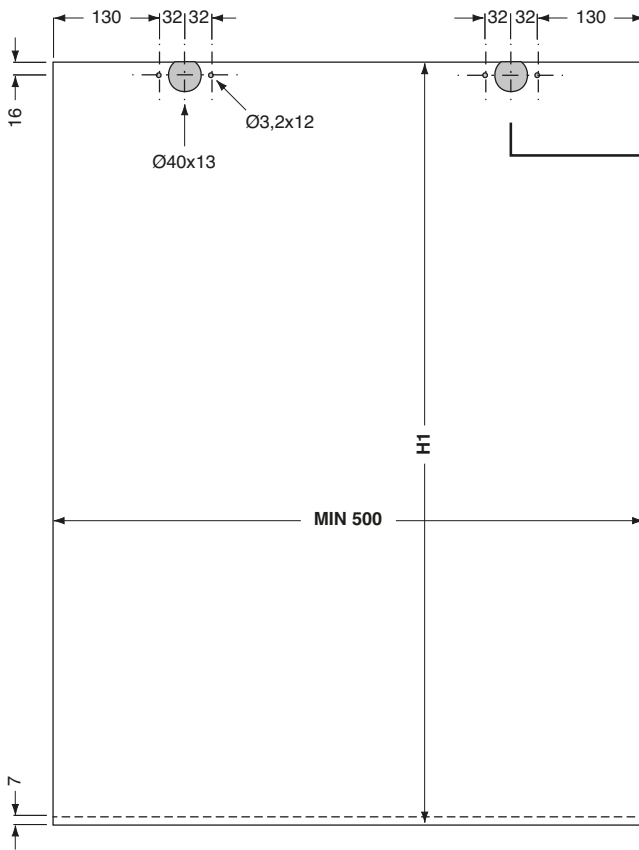
2

### 3

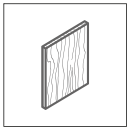



option

1

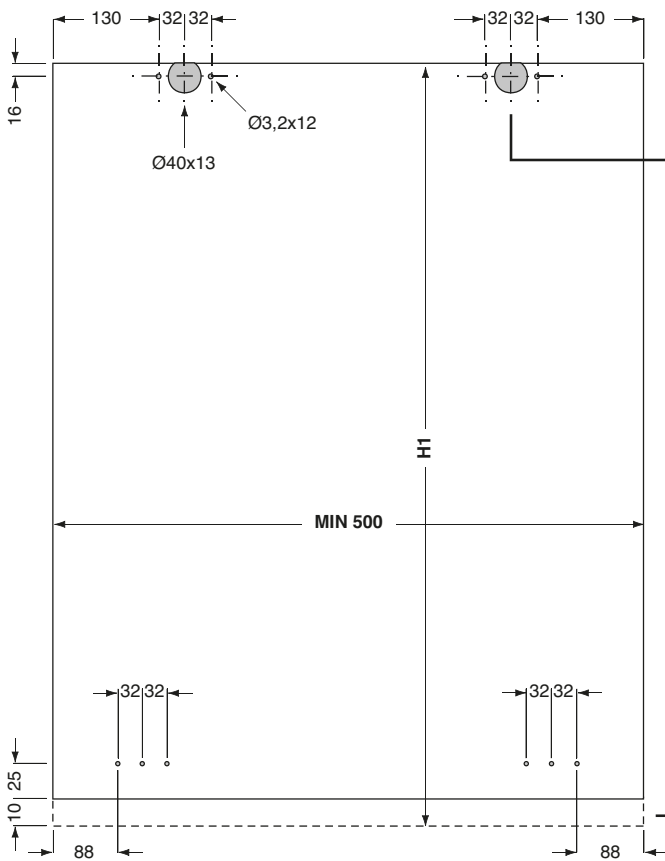


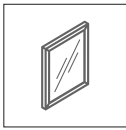
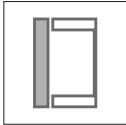
### 4



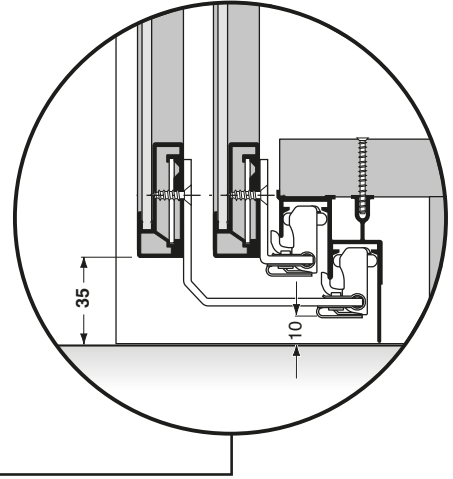
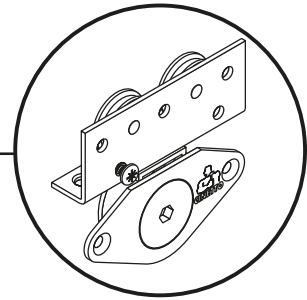
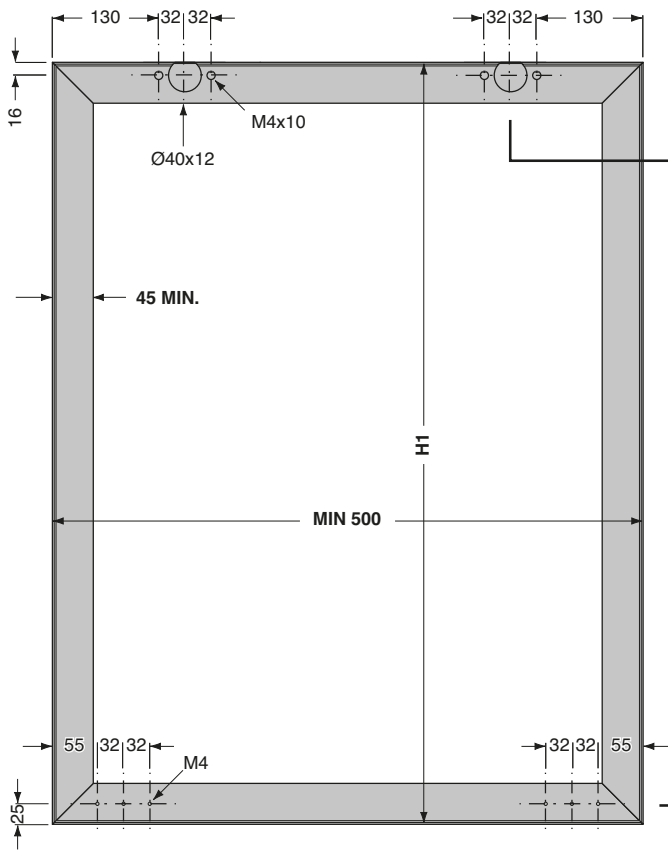
option

2





option  
**2**



### Schemi posizionamento sistema di ammortizzazione e attivatori.

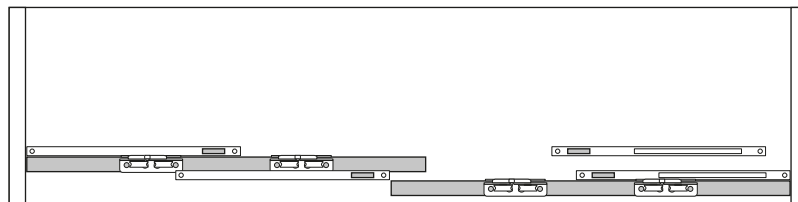
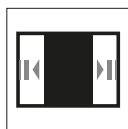
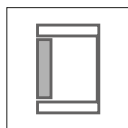
Positioning of soft-closing device and activators.

Schémas de positionnement système amortissement et activateurs.

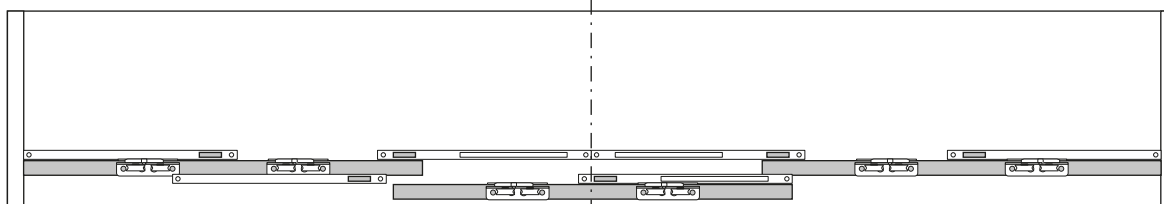
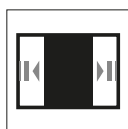
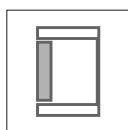
Schemen zur Positionierung des Dämpfungssystems und der Aktivatoren.

Esquemas de colocación del sistema de amortización y activadores.

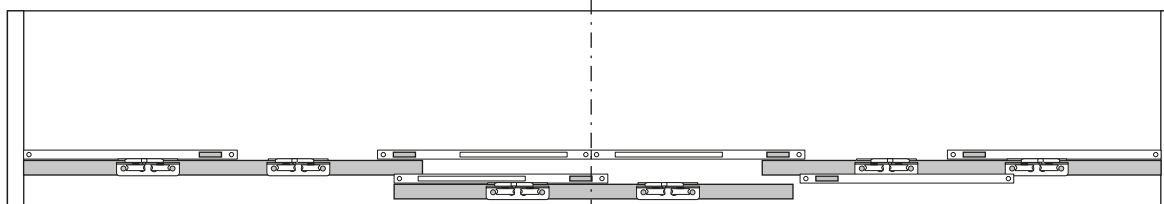
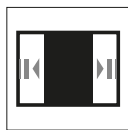
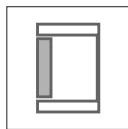
1



2



2




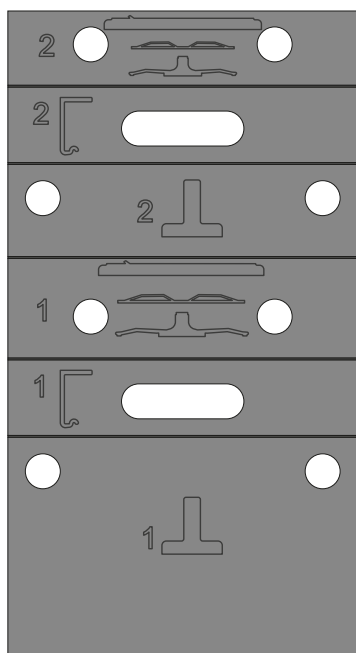
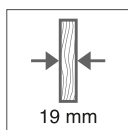
# Istruzioni di montaggio

Assembly instructions

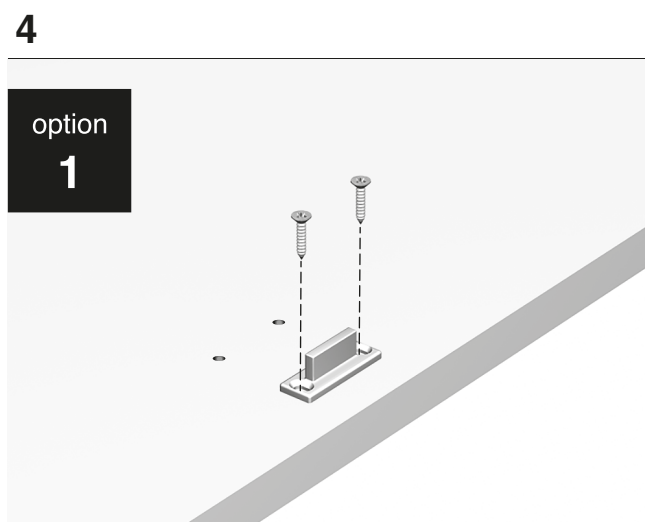
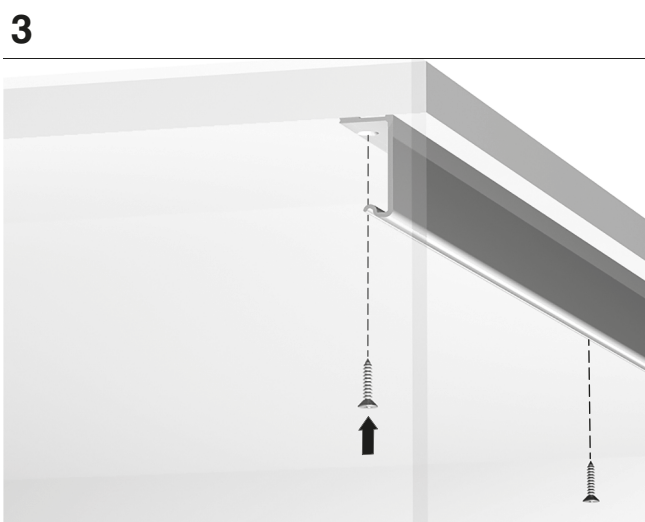
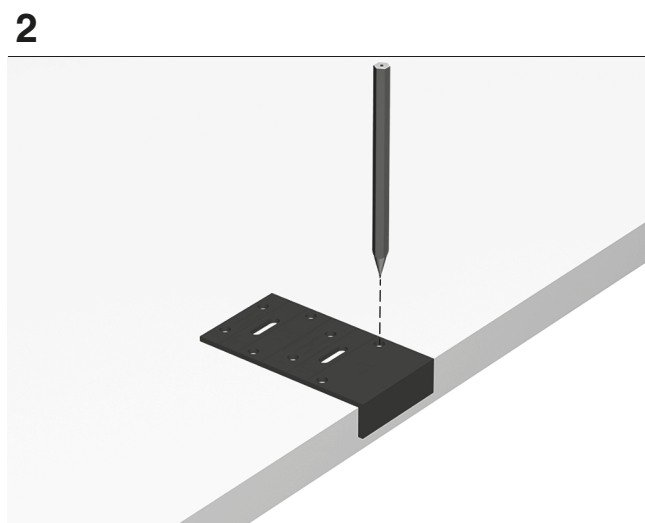
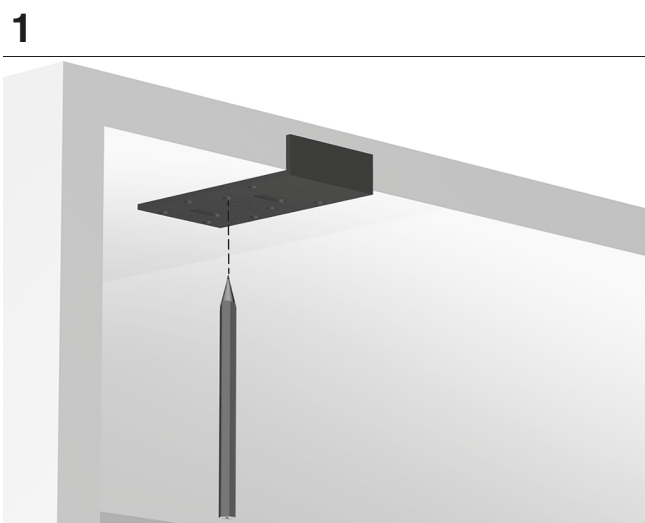
Instructions de montage

Montageanleitungen

Instrucciones des ensamblaje



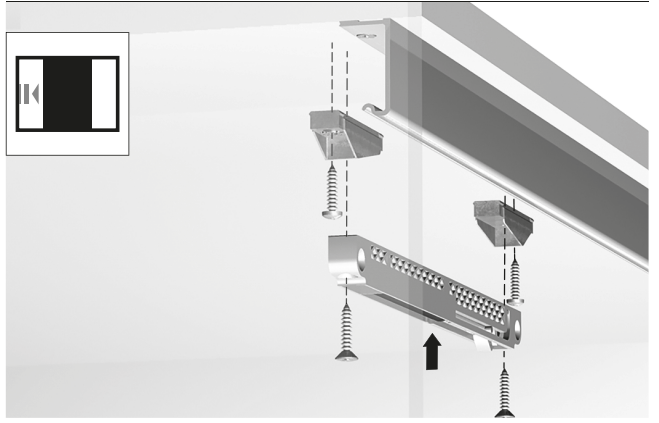
1	<b>Per anta esterna</b> For external door
2	<b>Per anta interna</b> For internal door
	<b>Binario superiore</b> Upper rail
	<b>Guida inferiore</b> Lower guide
	<b>Fermo superiore Dx - Sx</b> Upper lock R - L
	<b>Fermo superiore centrale</b> Upper central lock
	<b>Sistema di ammortizzazione</b> Soft-closing device



5a



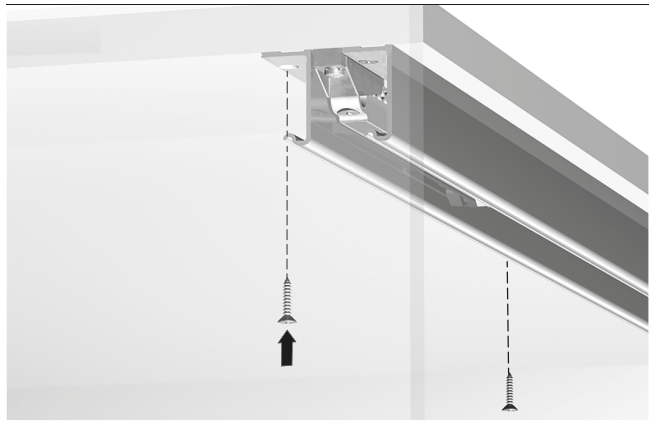
5b




6



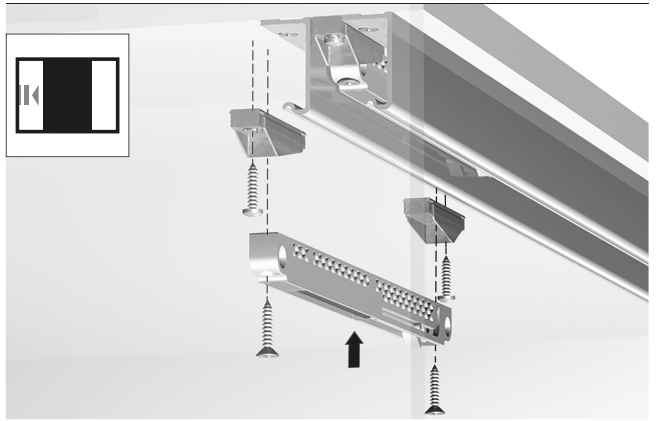
7



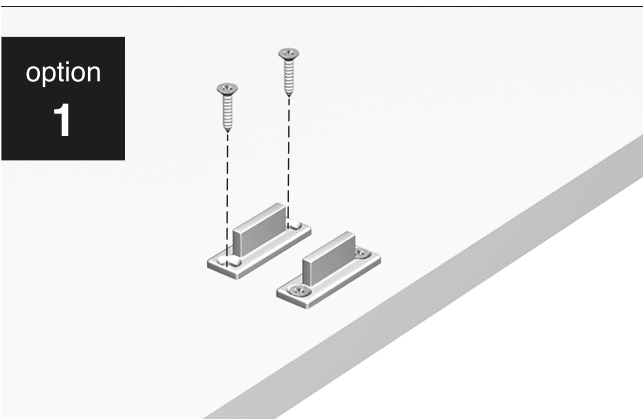
8a



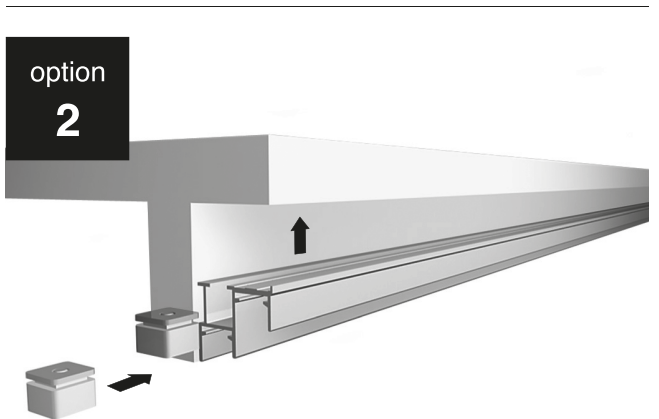
8b



9



10



**Fissare i binari al mobile secondo la modalità scelta: 11a, 11b, 11c, 11d.**

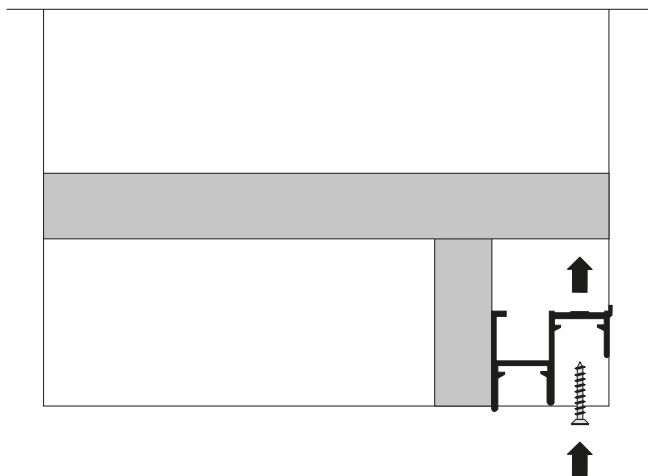
Fix the rails on the wardrobe according to the choice: 11a, 11b, 11c, 11d.

Fixer the rails au meuble selon le mode choise: 11a, 11b, 11c, 11d.

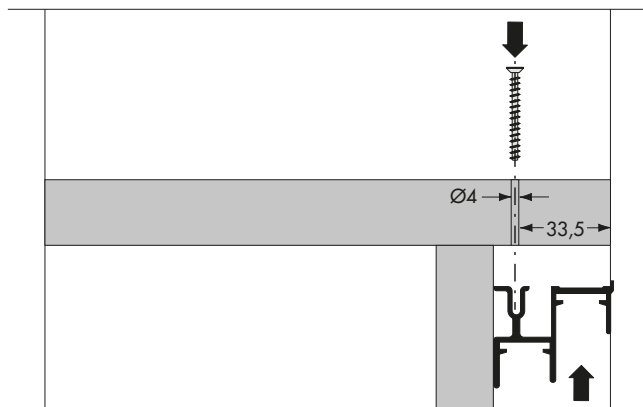
Die Schienen an den Schrank nach Ihrer Wahl befestigen: 11a, 11b, 11c, 11d.

Fijar las guías al mueble según vuestra elección: 11a, 11b, 11c, 11d.

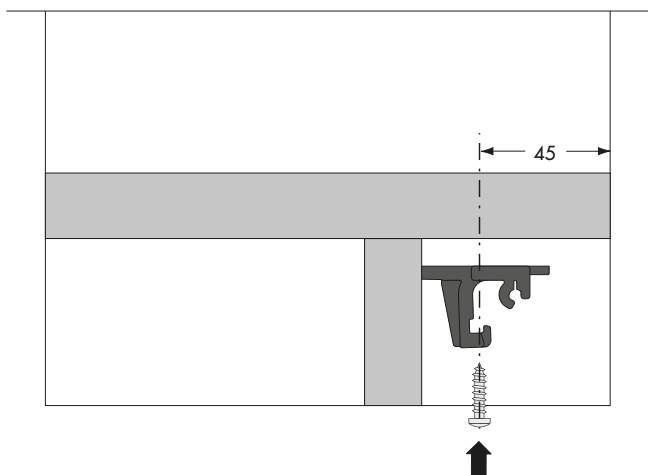
**11a**



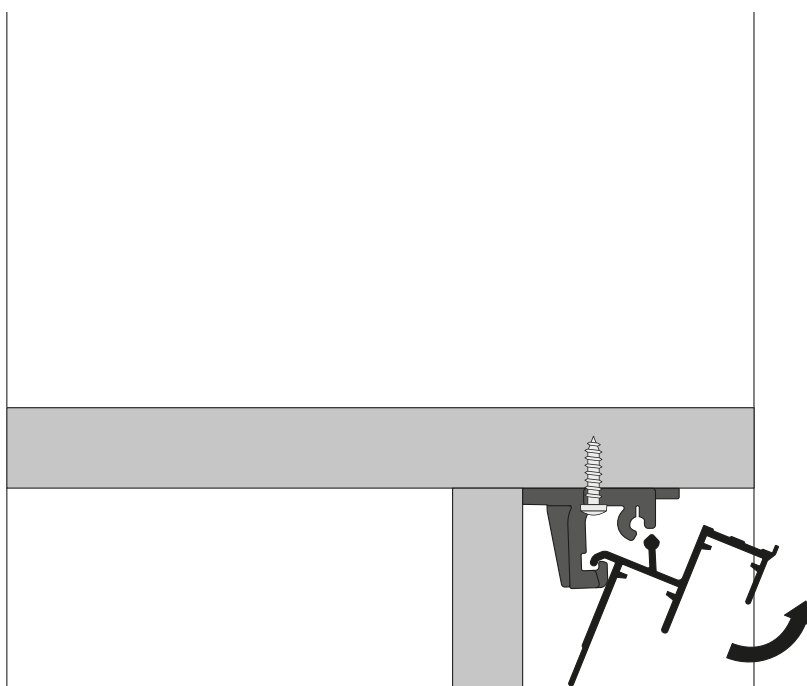
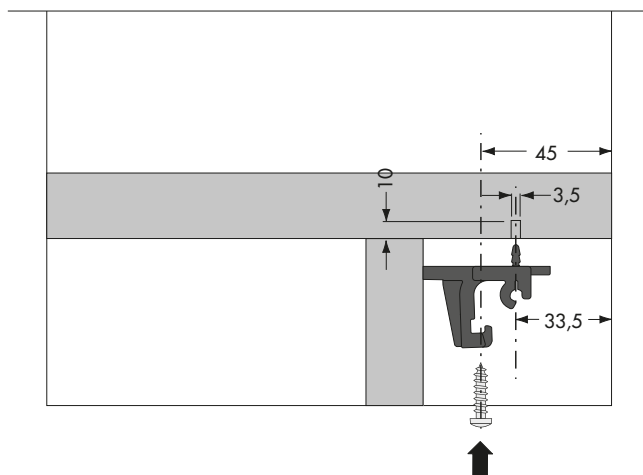
**11b**



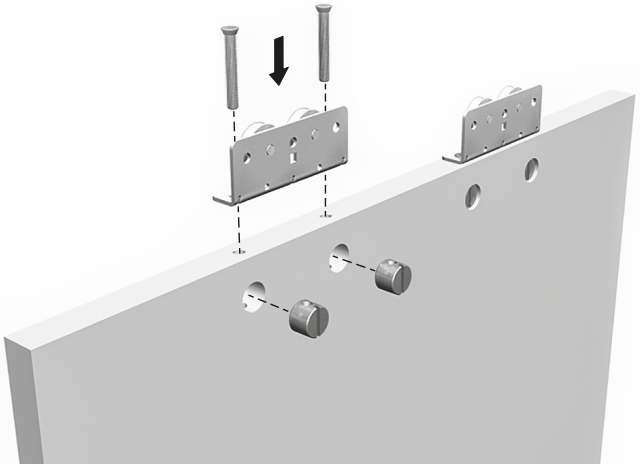
**11c**



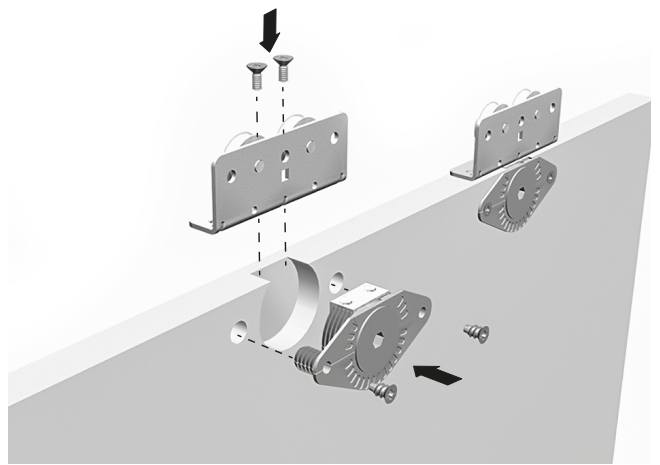
**11d**



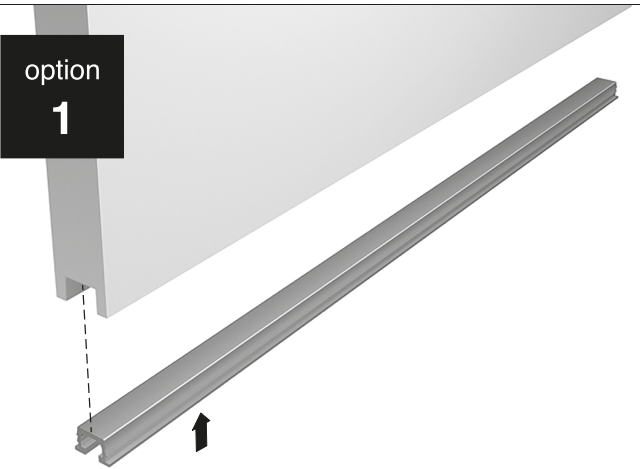
12a



12b



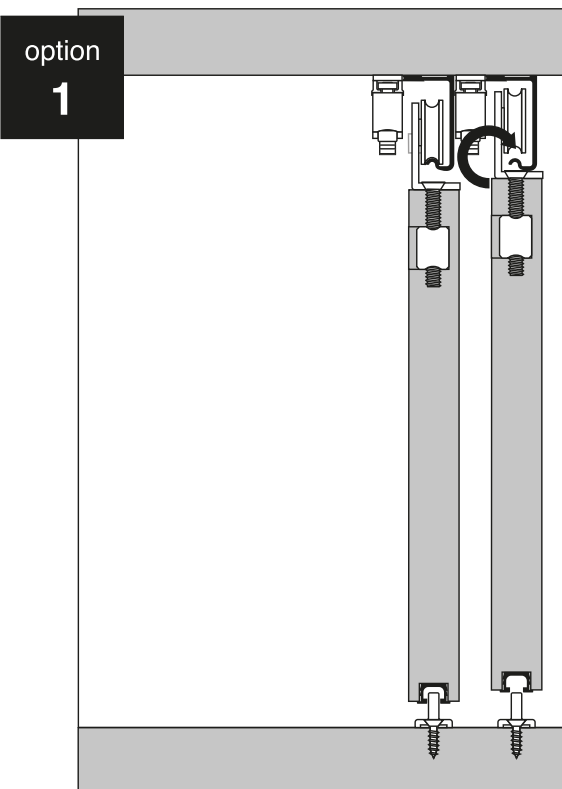
13



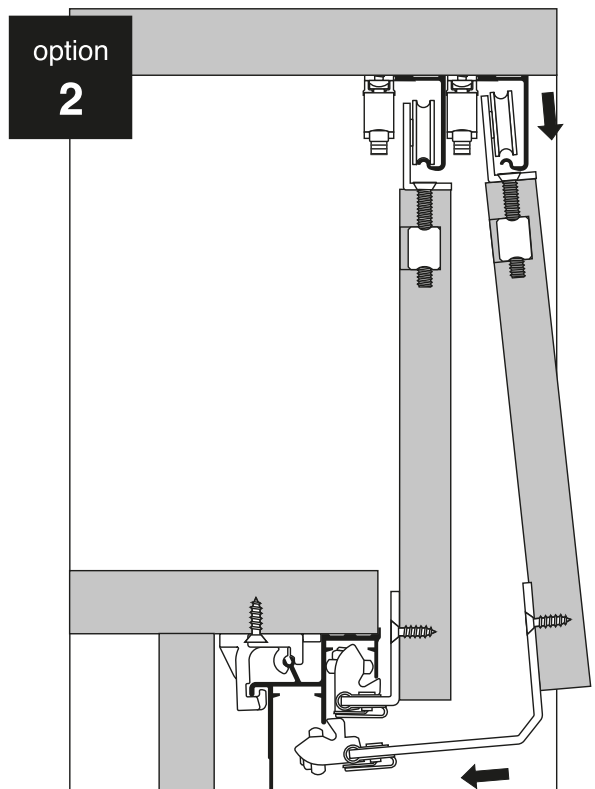
14




15




16



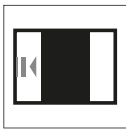
17



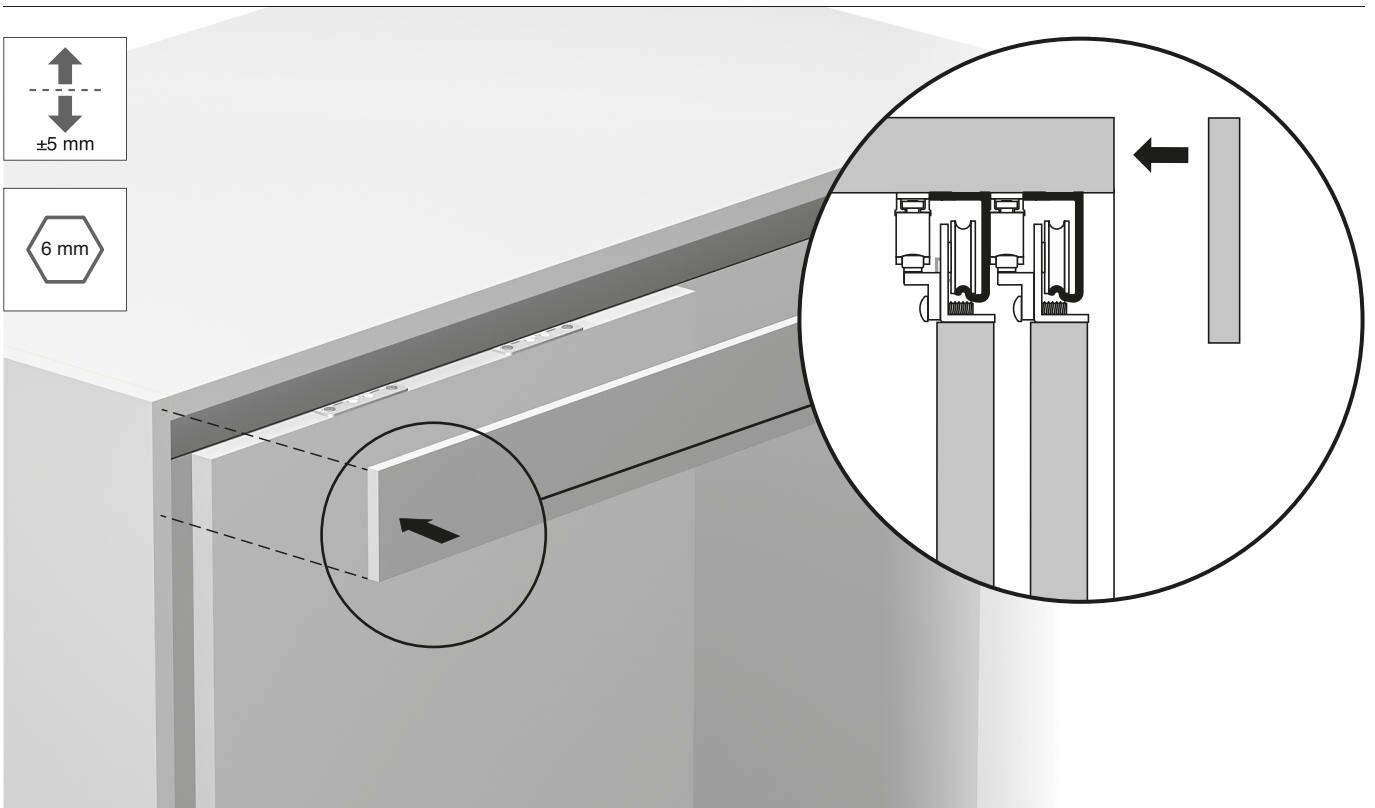
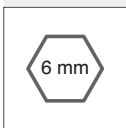
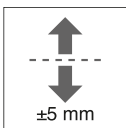
18



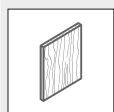
19



20

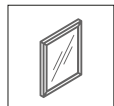


**Icone**  
Icons  
Icônes  
Icons  
Iconos



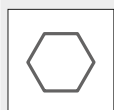
**Anta in legno**

Wooden door  
Porte en bois  
Holztür  
Puerta de madera



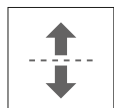
**Anta in alluminio**

Aluminium frame door  
Porte en aluminium  
Aluminiumtür  
Puerta de aluminio



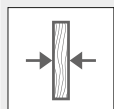
**Chiave esagonale**

Allen-key  
Clé hexagonale  
Sechskantenschlüssel  
Llave hexagonal



**Regolazione verticale**

Vertical adjustment  
Ajustement vertical  
Höhenverstellung  
Regulación vertical



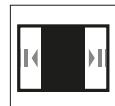
**Spessore anta in legno**

Wooden door thickness  
Épaisseur porte en bois  
Holztürstärke  
Espesor puerta de madera



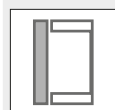
**Sistema di ammortizzazione monodirezionale**

One-way soft-closing device  
Système d'amortissement monodirectionnel  
Unidirektionales Dämpfungssystem  
Sistema de amortización monodireccional



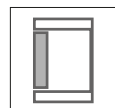
**Sistema di ammortizzazione bidirezionale**

Two-way soft-closing device  
Système d'amortissement bidirectionnel  
Bidirektionales Dämpfungssystem  
Sistema de amortización bidireccional



**Anta a ridosso**

Front door  
Porte extérieur  
Einliegende Türen  
Puerta delanteras



**Anta in luce**

Inside door  
Porte intérieur  
Einliegende Türen  
Puerta interiores



**Cinetto F.lli S.r.l.**

Via Rossi, 5/A  
35030 Rubano (PD) Italy  
Tel. +39 049 8977211  
Fax +39 049 635822  
www.cinetto.it  
info@cinetto.it

